

HI-SPOT REFLED ES50 GU10 450lm

The true 65W Halogen replacement is here

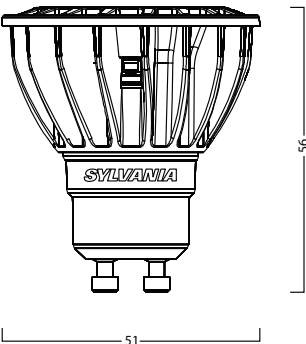
FEATURES

- 7W, the first true 65W Halogen retrofit
- Up to 85% of energy savings
- As per IEC standard dimensions, its compact size means it can retrofit all GU10
- Beam angles of 25° and 40°
- Available in different colour temperatures: 2700K homelight, 3000K warm white and 4000K cool white
- Up to 64lm/w in cool white
- High light output: 450lm for warm white version
- Long life time, more than 25,000 hours
- High power factor of 0.8
- Made in Tienen Belgium, ensuring you of European craftsmanship

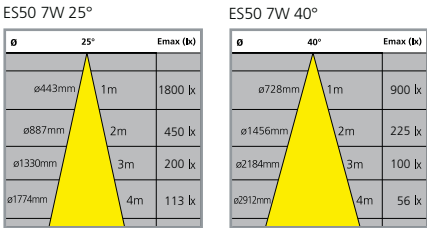


Code	General description	Packaging	Voltage	Colour name	Colour	Colour in (Kelvin)	Watt	Base	Lumen	Lm in 90° cone	Lm/W	Candela	Beam	Life(h)	Equivalence	EAN code
0026308*	RefLED ES50 450lm 2700K 25°	Sleeve	230 V	Homelight	827	2700	7W	GU 10	450	400	64	1800	25°	25,000	65	5410288263083
0026310	RefLED ES50 450lm 2700K 40°	Sleeve	230 V	Homelight	827	2700	7W	GU 10	450	400	64	900	40°	25,000	65	5410288263106
0026311	RefLED ES50 450lm 3000K 25°	Sleeve	230 V	warm white	830	3000	7W	GU 10	450	400	64	1800	25°	25,000	65	5410288263113
0026312	RefLED ES50 450lm 3000K 40°	Sleeve	230 V	warm white	830	3000	7W	GU 10	450	400	64	900	40°	25,000	65	5410288263120
0026313*	RefLED ES50 450lm 4000K 25°	Sleeve	230 V	Cool white	840	4000	7W	GU 10	450	400	64	1800	25°	25,000	65	5410288263137
0026314	RefLED ES50 450lm 4000K 40°	Sleeve	230 V	Cool white	840	4000	7W	GU 10	450	400	64	900	40°	25,000	65	5410288263144

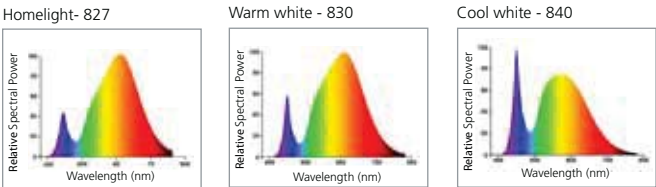
Dimensions (mm)



BEAM DISTRIBUTION



SPECTRAL DATA



To discover for yourself how much your business can save on its energy bills, simply visit our online Savings Calculator at: [www.havells-sylvania.com](http://www.havells-sylvania.com)

\* Available on request



CLASS-LEADING LED LAMPS

The very best in European manufacturing



We invented the original halogen GU10 at our factory in Belgium over 15 years ago. Today we continue to be at the forefront of lamp innovation with breakthroughs in LED.

Products include the highly commended **HI-SPOT RefLED ES50 GU10 350lm**, the first LED retrofit with the power to directly replace a 50W halogen, and the much anticipated **RefLED MR16**, the first retrofit MR16 LED lamp to achieve 450lm without the use of an active cooling fan.

Sylvania – leading the way in LED technology.

REFLED MR16 350lm & 450lm DIMMABLE

The direct replacement for the popular MR16 halogen lamp

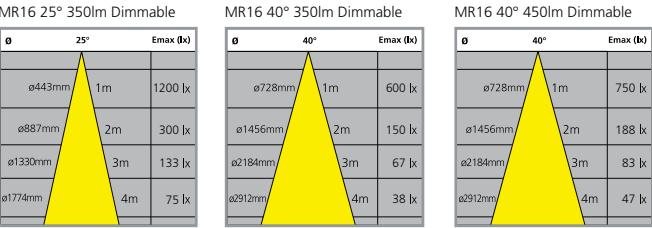
FEATURES

- Compact size = 100% Retrofit for existing fittings
- Available in either 350lm or 450lm
- Long life; 25.000 hours
- 80% Energy saving vs. halogen means fast payback
- Made in Europe
- High power factor : 0.8
- Fully compatible with magnetic transformers & broad compatibility with many electronic transformers
- Halogen like warm light
- Suitable for use in bathrooms when installed in an IP44 rated fixture

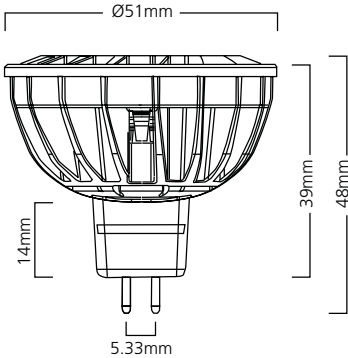


CIM	General description	EAN Code	Voltage	Colour name	Colour	Colour in (Kelvin)	Watt (W)	Base	Lumen	Lm in 90° cone	Lm/W	Candela	Beam	Life(h)	Halogen repl. (W)
0026306	DIM RefLED MR16 7W 350lm	5410288263069	12V	Warm white	830	3000	7	GU5.3	350	300	47	1200	25°	25.000	35
0026340	DIM RefLED MR16 7W 350lm	5410288263403	12V	Warm white	830	3000	7	GU5.3	350	300	47	600	40°	25.000	35
0026341	DIM RefLED MR16 7W 350lm	5410288263410	12V	Homelight	827	2700	7	GU5.3	350	300	47	600	40°	25.000	35
0026351	DIM RefLED MR16 7W 350lm	5410288263519	12V	Cool white	840	4000	7	GU5.3	350	300	47	600	40°	25.000	35
0026350	DIM RefLED MR16 7W 450lm	5410288263502	12V	Homelight	827	2700	7	GU5.3	450	400	60	750	40°	25.000	50
0026342	DIM RefLED MR16 7W 450lm	5410288263427	12V	Warm white	830	3000	7	GU5.3	450	400	60	750	40°	25.000	50

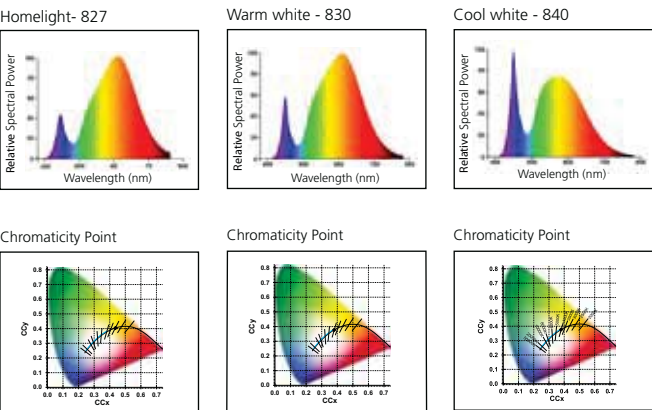
BEAM DISTRIBUTION



Dimensions (mm)



SPECTRAL DATA



HI-SPOT REFLED ES50 GU10 350lm

The true 50W Halogen replacement is here

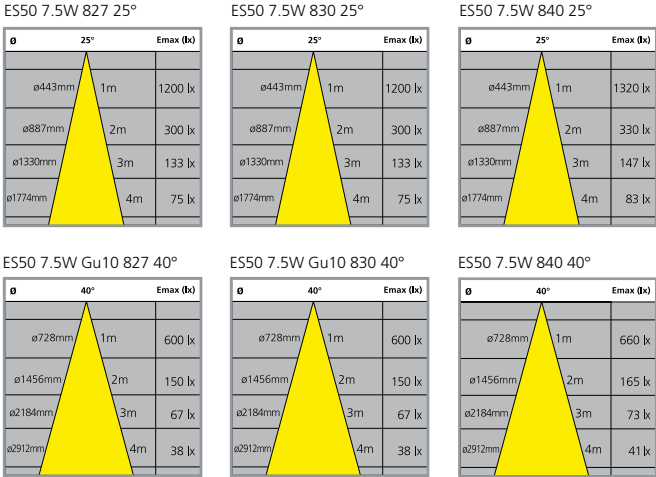
FEATURES

- 7.5W, the first true 50W Halogen retrofit
- - Up to 85% of energy savings
- As per IEC standard dimensions, its compact size means it canretrofit all GU10 and GZ10
- Beam angles of 25° and 40°
- Available in different colour temperatures: 2700K homelight, 3000K warm white and 4000K cool white
- Up to 51lm/w in cool white
- High light output: 350lm for warm white version (also 385lm for cool white version)
- Long life time, more than 25,000 hours
- High power factor of 0.8
- Not dimmable
- Made in Tienen Belgium, ensuring you of European craftsmanship

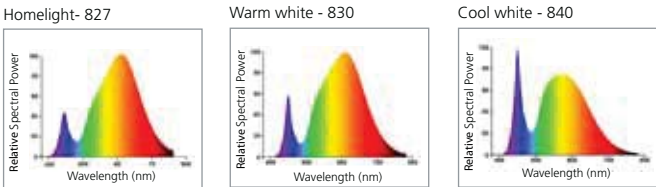


Code	General description	Packaging	Voltage	Watt	Colour name	Colour	Colour in (Kelvin)	Base	Lumen	Lm/W	Candela	Beam	Life(h)	EAN code
0026746	HI-SPOT RefLED ES50 7,5W 2700K 25°	Sleeve	200-250 V	7,5W	Homelight	827	2700	GU 10	350	47	1200	25°	25,000	5410288267463
0026748	HI-SPOT RefLED ES50 7,5W 2700K 40°	Sleeve	200-250 V	7,5W	Homelight	827	2700	GU 10	350	47	600	40°	25,000	5410288267487
0026747	HI-SPOT RefLED ES50 7,5W 3000K 25°	Sleeve	200-250 V	7,5W	warm white	830	3000	GU 10	350	47	1200	25°	25,000	5410288267470
0026749	HI-SPOT RefLED ES50 7,5W 3000K 40°	Sleeve	200-250 V	7,5W	warm white	830	3000	GU 10	350	47	600	40°	25,000	5410288267494
0026770	HI-SPOT RefLED ES50 7,5W 4000K 25°	Sleeve	200-250 V	7,5W	cool white	840	4000	GU 10	385	51	1320	25°	25,000	5410288267708
0026771	HI-SPOT RefLED ES50 7,5W 4000K 40°	Sleeve	200-250 V	7,5W	cool white	840	4000	GU 10	385	51	660	40°	25,000	5410288267715
0026850	HI-SPOT RefLED ES50 7,5W 2700K 40°	Blister	200-250 V	7,5W	Homelight	827	2700	GU 10	350	47	600	40°	25,000	5410288268507

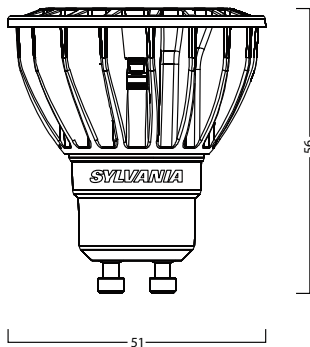
BEAM DISTRIBUTION



SPECTRAL DATA



Dimensions (mm)



From Lux Magazine (UK)



RECOMMENDS

We love this lamp. It's the first true LED replacement for GU10 halogen that we've seen (and we've seen a few). It hits all the numbers and the beam quality is awesome. A stunning achievement we recommend without reservation.

# HI-SPOT® REFLED ES50 GU10 230lm

The Made in Tienen 35 w halogen equivalent

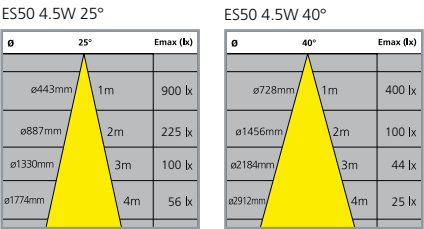
FEATURES

- Compact size = 100% Retrofit for existing fittings
- 4.5W, true 35W halogen retrofit
- As per IEC standard dimensions, its compact size means it can retrofit all GU10 and GZ10
- Beam angles of 25° and 40°
- Available in different colour temperatures: 2700K homelight, 3000K warm white and 4000K cool white
- 51lm/w
- High light output: 230lm
- Long life time, more than 25,000 hours
- High power factor of 0.7
- Made in Tienen Belgium, ensuring you of European craftsmanship

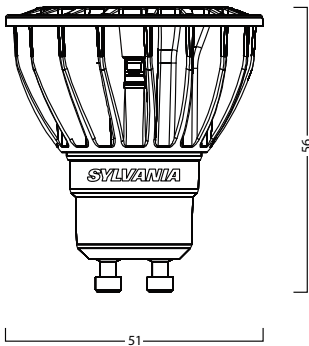


Code	General description	Voltage	Colour name	Colour	Colour in (Kelvin)	Watt	Base	Lumen	Lm in 90° cone	Lm/W	Candela	Beam	Life(h)	Equivalence	Ean code
0026525	RefLED ES50 230lm 2700K 40° SL	220-240V	Homelight	827	2700	4,5W	GU 10	230	200	51	400	40°	25,000	35	5410288265254
0026526	RefLED ES50 230lm 3000K 25° SL	220-240V	warm white	830	3000	4,5W	GU 10	230	200	51	900	25°	25,000	35	5410288265261
0026527	RefLED ES50 230lm 2700K 40° BL	220-240V	Homelight	827	2700	4,5W	GU 10	230	200	51	900	40°	25,000	35	5410288265278
0026528	RefLED ES50 230lm 3000K 40° SL	220-240V	warm white	830	3000	4,5W	GU 10	230	200	51	400	40°	25,000	35	5410288265285
0026529	RefLED ES50 230lm 4000K 25° SL	220-240V	cool white	840	4000	4,5W	GU 10	230	200	51	900	25°	25,000	35	5410288265292

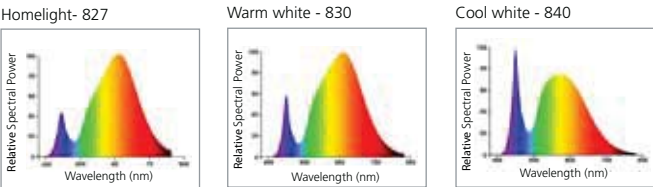
BEAM DISTRIBUTION



Dimensions (mm)



SPECTRAL DATA



# HI-SPOT® ES50 5,5 W 350 lm DIMMABLE

The true LED retrofit replacement for the 50W halogen dimmable lamps

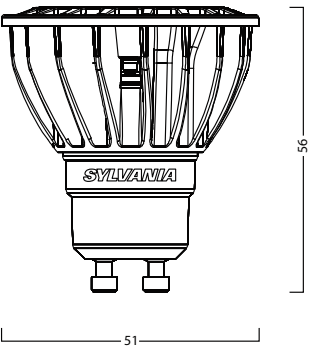
FEATURES

- 5,5W 350 lm=real 50W halogen retrofit
- Fully dimmable (on cutting edge dimmers)
- Long life time: 25.000 hours
- Most popular version: 3000K-40 degree (other versions available only on demand)

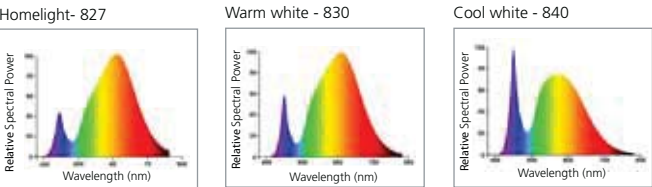


CIM	General description	Voltage	Colour name	Colour	Colour in (Kelvin)	Watt (W)	Base	Lumen	Lm in 90° cone	Lm/W	Candela	Beam	Life(h)	Equivalence
0026360	DIM RefLED ES50 350LM 2700K 25°	200-250V	Homelight	827	2700	5.5	GU 10	350	-	64	-	25°	25,000	50
0026361	DIM RefLED ES50 350LM 2700K 40°	200-250V	Homelight	827	2700	5.5	GU 10	350	-	64	-	40°	25,000	50
0026362	DIM RefLED ES50 350LM 3000K 25°	200-250V	warm white	830	3000	5.5	GU 10	350	-	64	-	25°	25,000	50
0026363	DIM RefLED ES50 350LM 3000K 40°	200-250V	warm white	830	3000	5.5	GU 10	350	-	64	-	40°	25,000	50
0026364	DIM RefLED ES50 350LM 4000K 25°	200-250V	cool white	840	4000	5.5	GU 10	350	-	64	-	25°	25,000	50
0026365	DIM RefLED ES50 350LM 4000K 40°	200-250V	cool white	840	4000	5.5	GU 10	350	-	64	-	40°	25,000	50
0026366	DIM RefLED ES50 350LM 2700K 40° BL	200-250V	Homelight	827	2700	5.5	GU 10	350	-	64	-	40°	25,000	50

Dimensions (mm)



SPECTRAL DATA





DIMMING COMPITABILITY LIST

	Not suited for Magnetic Transformers
	Good dimming, possible light flickering in usual small portion of the dimming range.
	Dimming not possible.
	Dimming isn't very smooth.
	Not tested
R	Suitable for resistive loads such as incandescent lamps
L	Suitable for inductive loads such as magnetic transformers for halogen.
C	Suitable for capacitive loads, such as most CFL lamps

Remarks : Tests where conducted on one dimmer in Havells-Sylvania lab.  
Results can differ on other dimmer.



Brand	Type			MR16 7W on EREA 1456 Magnetic transformer	GU10 5.5W Dimmable
Legrand	770074	Push	RL		
MK	47352SL	Rotary	RL		
Niko	310-01600	Rotary	RL		
Busch-Jaeger	2250UJGL-214	Rotary	R		
Simon	75313-39	Rotary	RL		
Schneider	ATD315	Rotary	RL		
Doyle&Tratt	ZOI401MC-C	Touch	RL		
Niko	310-01300	Rotary	R		
Busch-Jaeger	2247U	Rotary	RL		
Schneider	CCTDD20002	Din Mounted	RLC		
Schneider	SBD420RCRL	Rotary	RLC		
ELKO	RS16/400GLI PH	Rotary	RL		
NIKO	310-0190x	Rotary	RLC		
Schneider	SBDSPL	Rotary	RL		
Schneider	SBD600RLRL	Rotary	RLC		
Danlers	DSSGD MK400W	Push	RLC		
Legrand	67085 Céliane	Push	RLC		
Niko	05-715	Din Mounted	RLC		
Danlers	DQDGD	Push	RC		



Brand	Type			MR16 7W on EREA 1456 Magnetic transformer	GU10 5.5W Dimmable
Busch-Jaeger	6513U-102	Rotary	RC		
Schneider	SBD315RC	Rotary	RC		
Niko	310-0280x	Push	RC		
Schneider	SBD315RC	Rotary	RC		
Busch-Jaeger	2210-510	Rotary	R		
Lichtregler	be T10	Rotary	R		
Niko	310-014xx	Rotary	R		
Legrand	Cat 400T	Rotary	RC		
Clipsal	32E450LM	Rotary	RL		
Clipsal	32E450TM	Rotary	RC		
Legrand	Cat 400L	Rotary	RL		
Hamilton	H-GDM250W VA	Rotary	RLC		
Hamilton	L400/2 VER02	Rotary	R		
Hamilton	H-GDMTM250	Push	RLC		
Hamilton	HDP-400	Rotary	R		
Hamilton	HDP-250	Rotary	R		
HAGER	EVN004	Din Mounted	RLC		
Relco	RTM34SSL	Push	RLC		
Relco	RT34DMA	Rotary	R		